

# CHELSEA® 885 SERIES

## Heavy Duty 8-Bolt PowerShift PTO


The Chelsea 885 PTO is another example of why Chelsea PTO technology is the best in the business. This 8-Bolt PowerShift is a workhorse in the Chelsea PTO line. It features a cast iron housing and heavy duty ball bearings on the output shaft. The large clutch pack provides you with a torque rating up to 500 lbs-ft providing you with a long service life in heavy duty applications. With multiple output options, internal speed ratios, shift options and our Electric Overspeed Control (EOC) option make this a versatile PTO. Take advantage of Chelsea PTO technology to increase performance and lower costs.

### Applications:

- Oil Field Application
- Bulk Transporter Trucks
- Fire and Rescue

### Product Features and Benefits:

- Power - Designed for Heavy Duty applications such as pneumatic blowers.
- Robust - Rugged cast iron housing.
- Multiple speed ratios available.
- Protection - Pressure lubrication standard.
- Confidence - Two Year Warranty.

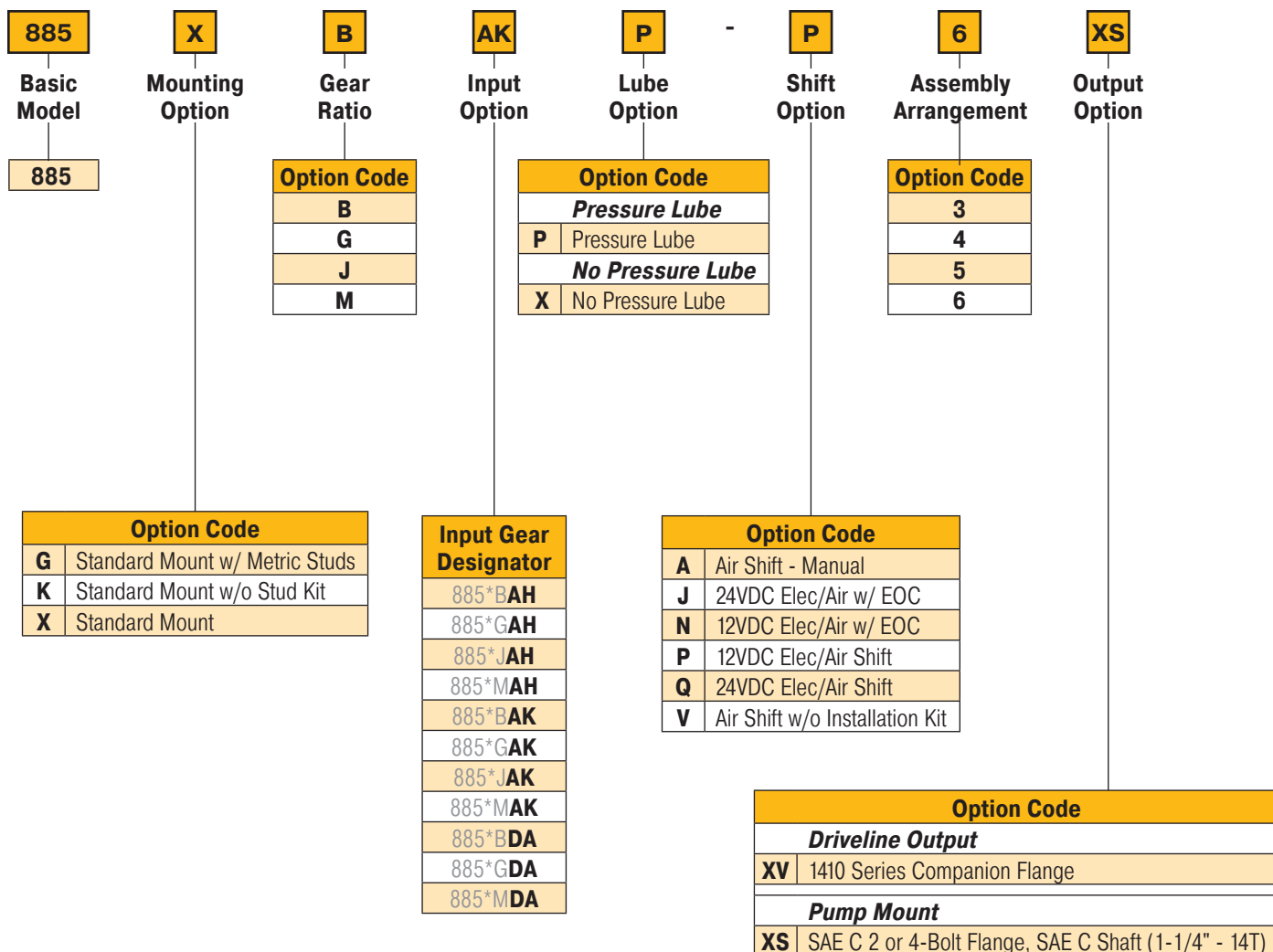


885 Series



# 885 Series Power Take-Off – Multiple Transmission Options

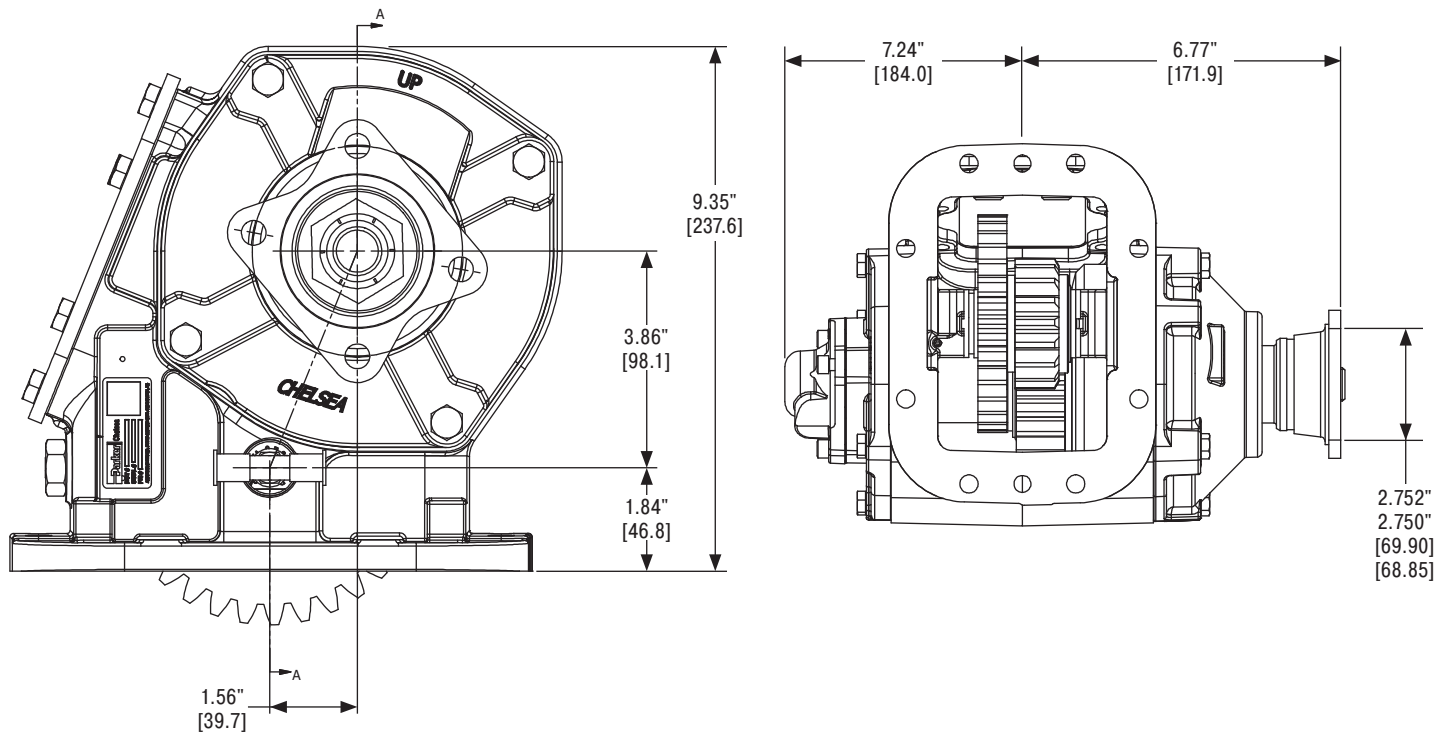
## Model Number Designator & Specifications



Specifications Chart	Approximate Weight: 88 lbs. [40 kg]			
	885*B	885*G	885*J	885*M
Intermittent & Continuous Torque Rating lb-ft [N-m]	500 [678]	500 [678]	500 [678]	500 [678]
HP Rating for Intermittent & Continuous Service				
At 500 RPM of Output Shaft HP [kW]	48 [36]	48 [36]	48 [36]	48 [36]
At 1000 RPM of Output Shaft HP [kW]	95 [71]	95 [71]	95 [71]	95 [71]

## 885 Series Power Take-Off – Multiple Transmission Options

Dimensions – For PTO output information see application catalog



Parker Hannifin Corporation  
**Chelsea Products Division**  
8225 Hacks Cross Road  
Olive Branch, MS 38654 USA  
phone 1-888-PH4-TRUK (1-888-744-8785)  
chd\_support@support.parker.com  
www.parker.com/chelsea

HY25-0119-B1/US November 2025

© 2025 Parker Hannifin Corporation

